


Season 700


- 710-1 Trims on Jackets

Fabric: All the fabrics I use on **It's Sew Easy TV** come from [Vogue Fabrics](#)
Patterns and Sewing Supplies: [The Angela Wolf Pattern Collection](#)



A fun way to embellish a jacket is to add cutouts or appliques.

- Plan your design.
- Add stabilizer to the back of the fabric.
- Use a fabric cutting machine to cut out the same design multiple times and in various sizes.






- Peel the backing off the applique and place on the garment fabric.
- Press in place.
- Use a decorative embroidery stitch to secure applique.
- Finish sewing garment.



Join me ...





For an in-depth classes on sewing jackets -
check out my classes on [Patternreview](#).

Use coupon code **ITSSEWEASY10** for
10% off everything at
www.AngelaWolfPatterns.com

Refer to my [blog](#) for more
sewing tip and tricks!

Cheers,

Angela

Join me ... 